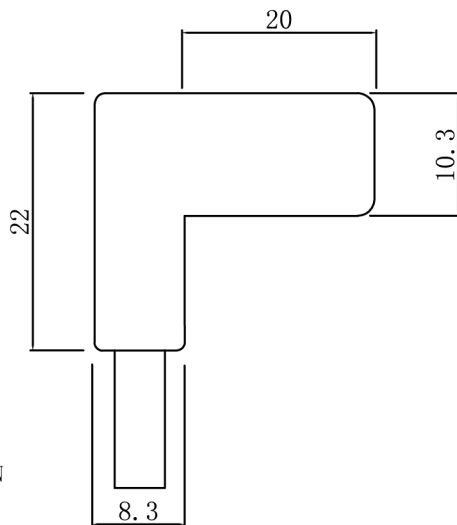
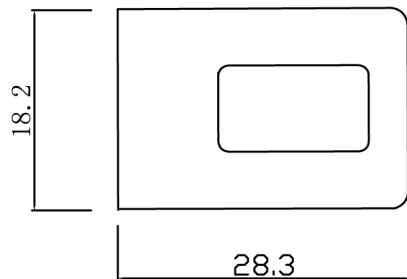


PIN ASSIGNMENT
 A Male 3.0 A Female 3.0

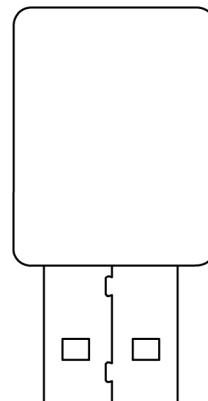
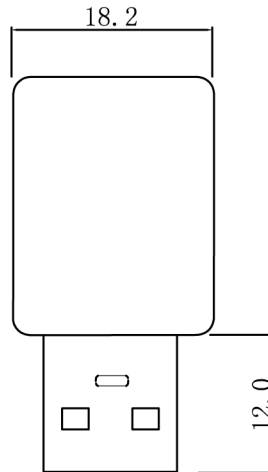
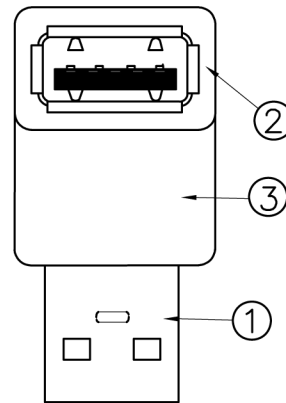
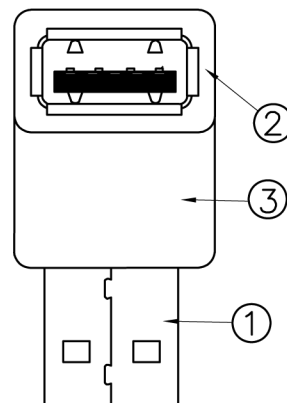
1	_____	1
2	_____	2
3	_____	3
4	_____	4



This drawing shows dimensions and pin configuration but not the direction (up or down)

ELECTRICAL PROPERTIES

1. 100% OPEN SHORT MIS-WIRE TEST
2. CONTACT RESISTANCE 3 OHM MAX
3. INSULATION RESISTANCE 10 MEGA OHM MIN
4. HIPOT TEST DC 300V 10MS



轉接頭一

轉接頭二

③	Molded 45 PVC transparencd black	20	G
②	USB 2.0 A Male connectop solder type contact gold	1	PCS
	Insulation blue front shell nickel back shell tinolate		
①	USB 2.0 A Female connectop solder type contact gold	1	PCS
NO.	DESCRIPTION	Q' TY	UNIT

DINIC				
核准 (APP' D)		版次 (REV): A/0	单位 (UNIT): MM	比例 (SCALE): 1/1
绘图 (DRAW)	Jack	料号 (PART NUMBER)		
日期 (DATE)	Apr-15-2011	图名 (NAME)	RoHS Complaint	